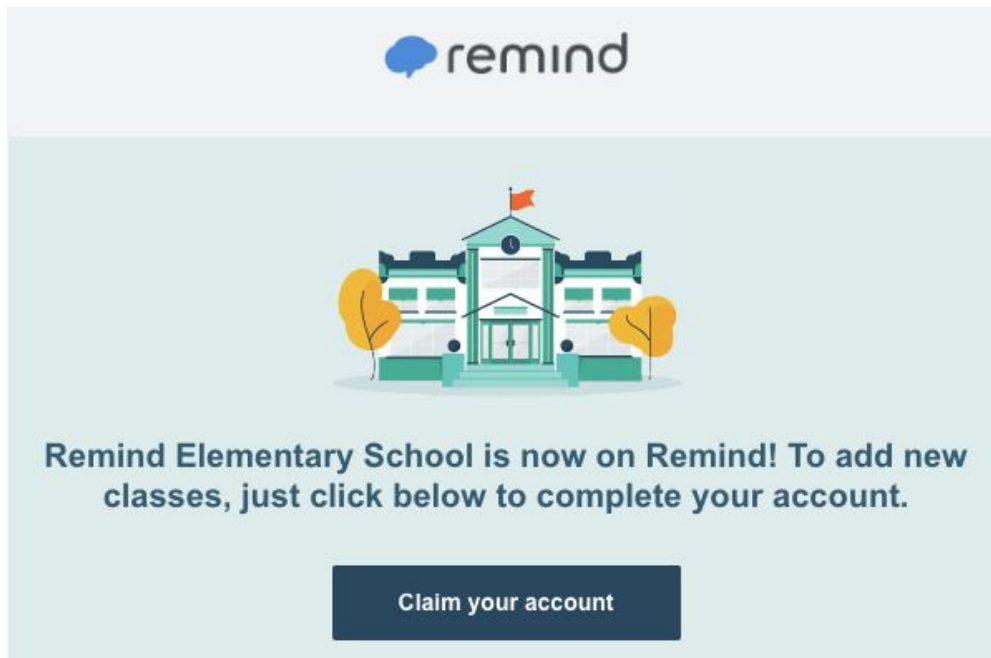


How to Login to my Remind Account

Bibb County

Bibb County is now on the Remind Plan. With your district account you will now have rostered classes that will be updated nightly.

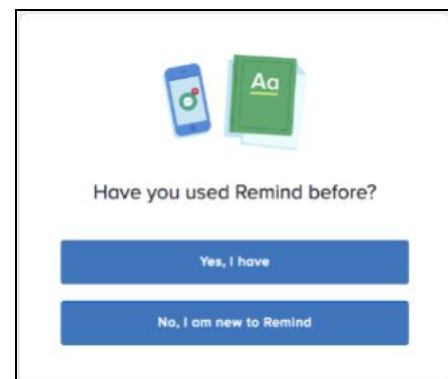
Step 1: Find the email from Remind in your Bibb County email account. It should look like this:



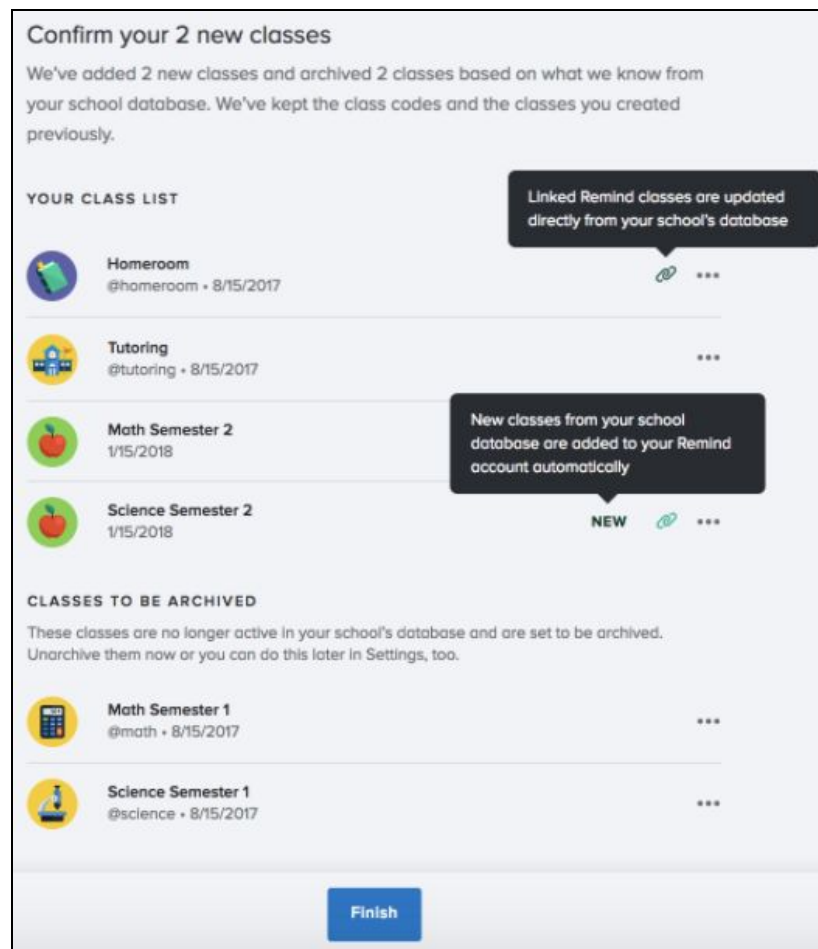
If you can't find the Remind email [go to this link](#) and type in your school email address to access your rostered account.

Step 2: Click claim your account

Step 3: Combine your rostered account (district email) with existing accounts (any other existing Remind accounts with other emails or phone numbers). If you've used Remind before, select "Yes, I have." You will then be prompted to enter your existing account credentials. Remind will link your existing Remind account with the one your school created. Existing classes will not be impacted. **If you have any issues merging accounts please reach out to Remind support [here](#).**



Step 4: Claim your classes to complete to complete your account. Review your class list and click “Finish” to add those classes to your account and complete the set up. The classes will be added to your account without affecting any existing classes in your account.



Step 5: Update your account. [Archive](#) any classes you will not use this school year by clicking on the settings for that class. Through archiving, you can remove and hide classes that you plan to no longer use from your Owned class list. The class messages and participants will also be archived, and you can choose to reuse the same class code and settings for another group of participants. You have the ability to view and unarchive a class anytime you want to make it active again.

Step 6: Add your phone number to utilize Remind Voice Calls. On the Remind web instance, open your *Account Settings* by clicking on the arrow by your name in the top left. In *Account Settings*, select *Notification Preferences*. Click on the *Add Device* blue button and select *Phone Number*. Remind will send a confirmation code to your phone, enter this code in Remind and your phone will now be connected. **If you have any issues adding your number please reach out to Remind support [here](#).**

